

This document is classified as **White** in accordance with the Panel Information Policy. Information can be shared with the public, and any members may publish the information, subject to copyright.



Business Architecture Document Model User Guide

Version 2.0
18th September 2019

Contents

1. The Evolve Portal.....	3
2. The Diagrams.....	3
3. The Objects.....	4

1. The Evolve Portal

This portal is a gateway to the Smart Energy Code (SEC) Business Architecture Document (BAD) model and provides users with an interface to view its contents. The purpose of this document is to act as guidance to help users understand both the functionality and objects used within the model.

URL to the BAD model:

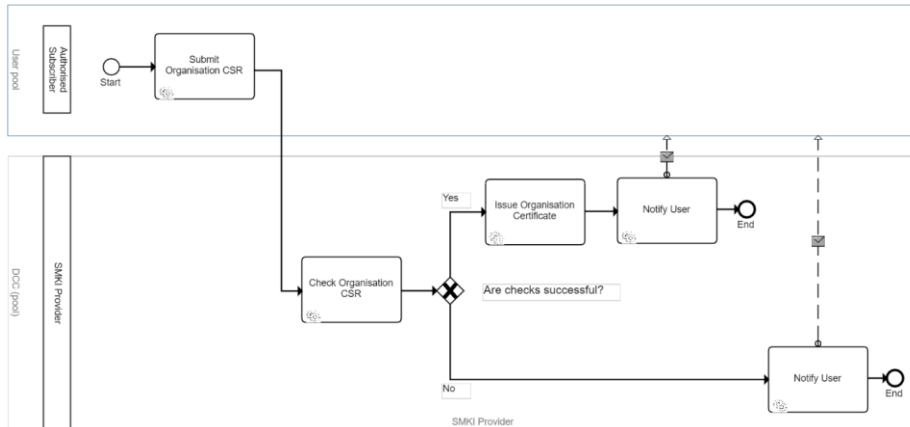
http://cwgemserv.northeurope.cloudapp.azure.com/evolve/statics/y0taky4w/index.html#cwtype=index&cwview=index_diagrams_home

Once the URL has been clicked or added to the address bar of the internet browser you are using, the home page will be displayed and provides an entry point into the model that is split into key functional areas as seen below. The navigation uses a hierarchal system and the business process diagrams can be found by clicking through four layers of navigation. Alternatively, the menu on the left side of the dashboard has different methods for navigating to the model's content. To return to the Home page at any time click the blue home arrow or select home from under the 'Diagrams' menu on the left-hand side.



2. The Diagrams

All SEC BAD model diagrams are flow diagrams with the same consistent template of objects. Understanding these objects and how they are laid out across the page will allow the user to understand the business process the diagram is showing. An example of a SEC BAD model can be seen in the diagram below.




In brief, these diagrams are a template of objects that exist within swim lanes with a start point and one or more end points which are joined by different types of connectors.

3. The Objects

To decrypt the diagrams, it is necessary to understand what the objects mean and how they are connected to other objects.

3.1 Swim Lane/Business Process Model and Notation Role

As aforementioned all objects exist within swim lanes which are represented as large overarching rectangles as seen below:



These swim lanes represent one or many Market Participants that operates in either the Electric or Gas Markets. Any tasks or processes within their swim lane are to be completed by them. There can be multiple organisations within each swim lane.

3.2 Start/End Events




The start and end of a process are represented as circles called start/end event as seen below:



There can be multiple start or end points on each diagram as some diagrams display multiple processes at once. An example of this is when a yes or no decision is made, this will lead to two alternate end points. All diagram branches must eventually lead to an end event or to a message flow to another Market Participant.




3.3 Connectors and Flows

All objects in the SEC BAD model are connected by one of four flows and each one is unique.

Object	Name	Description
	Initiating Message Flow	Represents the flow of messages from left to right, one process step to another, used between two participants that send and receive messages. This type of message flow is connected to a process step (task) and a decision gateway.
	Non-Initiating Message Flow	Represents the flow of messages going to one or many market participant (swim lanes). These are used whenever a participant wants to notify or send a message to another participant. Typically, it will be used to send a message from the process step (task) and when it is stated that a response, command or an alert is to be passed to a participant.
	Normal Sequence Flow	Represents the order of flow between process steps. These cannot cross over swim lanes as a message is required cross swim lane process to occur. The order of flow is always from left to right.


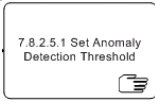

3.4 Exclusive, Inclusive and Parallels




Processes will often come across one or many of these gateways. Each has a unique result as described below:

Object	Name	Description
	Exclusive	A decision gateway with a process flow of only one flow
	Inclusive	A decision gateway with a process flow of one or more flows
	Parallel	A decision gateway that allows for multiple processes to happen at the same time



3.5 Tasks and Framework Cells

Tasks and framework cells are steps within a process. Framework cells not from parent diagrams are used to connect to diagrams in the SEC BAD model and tasks have lots of different categories.


Object	Name	Description
	Framework Guide	A task with no diagrams associated to it
	Framework Cell Not Diagram Parent	A task object titled with a diagram name used to connect to that diagram in the SEC BAD model
	Service Task	Represents an automated technical unit of work that should be executed in this process

Object	Name	Description
	Send Task	When communication is sent
	Receive Task	When communication is received
	Manual Task	A physical process such as install

3.6 Input / Output Data Objects

Object	Name	Description
	Input Data Object	Represents a Service Request input data message sent by a User to the DCC that is attached to the "Critical Service Request Processing" or "Non-Critical Service Request Processing" process step (task) located in the DCC swim lane.
	Output Data Object	Represents a Service Response, DCC Alert and a Device Alert sent by the DCC or Device to a User that is attached to the "Service Response Processing", "DCC Alert Processing" and "Device Alert Processing" respectively.

3.7 Timer

Object	Name	Description
	Timer	Used when representing time duration or time limit between process steps.

4. Feedback on this user guide

If you have any questions, feedback or any suggested improvements to this SEC BAD model user guide, they can be submitted to the SECAS Helpdesk (secas@gemserv.com). SECAS, if required, will then make any necessary updates and clarify the content of the guidance.



Smart Energy Code Administrator and Secretariat (SECAS)

8 Fenchurch Place, London, EC3M 4AJ

020 7090 7755

secas@gemserv.com